



## 2012-2013 YEAR IN REVIEW

**127**

companies **recruited on-campus**

through career fairs, on-campus interviews, HCID Connect, information sessions, tech talks, and student organization events

**211**

companies **hired full-time and/or summer 2013 interns**

**1076**


interviews were conducted on-campus

**12.5 MILLION**

dollars will be earned in full-time salaries based on 198 student-reported salaries



## CLASS OF 2013 GRADUATES: A BREAKDOWN



395 - Graduates in the Class of 2013 (December 2012-August 2013)

247 - Bachelor's Degree Graduates (35 in December, 192 in May, 20 in August)  
135 - Master's Degree Graduates (15 in December, 114 in May, 6 in August)  
13 - Ph.D. Graduates

**395**  
Total Class of 2013 Graduates (Dec. 12-Aug. 13)

**247**  
Bachelor's Degree Graduates  
59 Computer Science Degree Graduates  
188 Informatics Degree Graduates

**135**  
Master's Degree Graduates

**13**  
Ph.D. Graduates



## UNDERGRADUATE FULL-TIME SPOTLIGHT

The following reflects information on 217 bachelor's degree graduates who were seeking employment or continuing education. 76% of graduates directly responded to the Hiring and Post-Graduation Plans Survey. Total knowledge rate is 88%.

**90%**

secured **employment** or acceptance to graduate school within six months of graduation

77% accepted employment  
13% committed to graduate school

**\$56,500**

average starting salary

\$63,800 for Computer Science Majors  
\$54,000 for Informatics Majors

based on 124 student-reported salaries

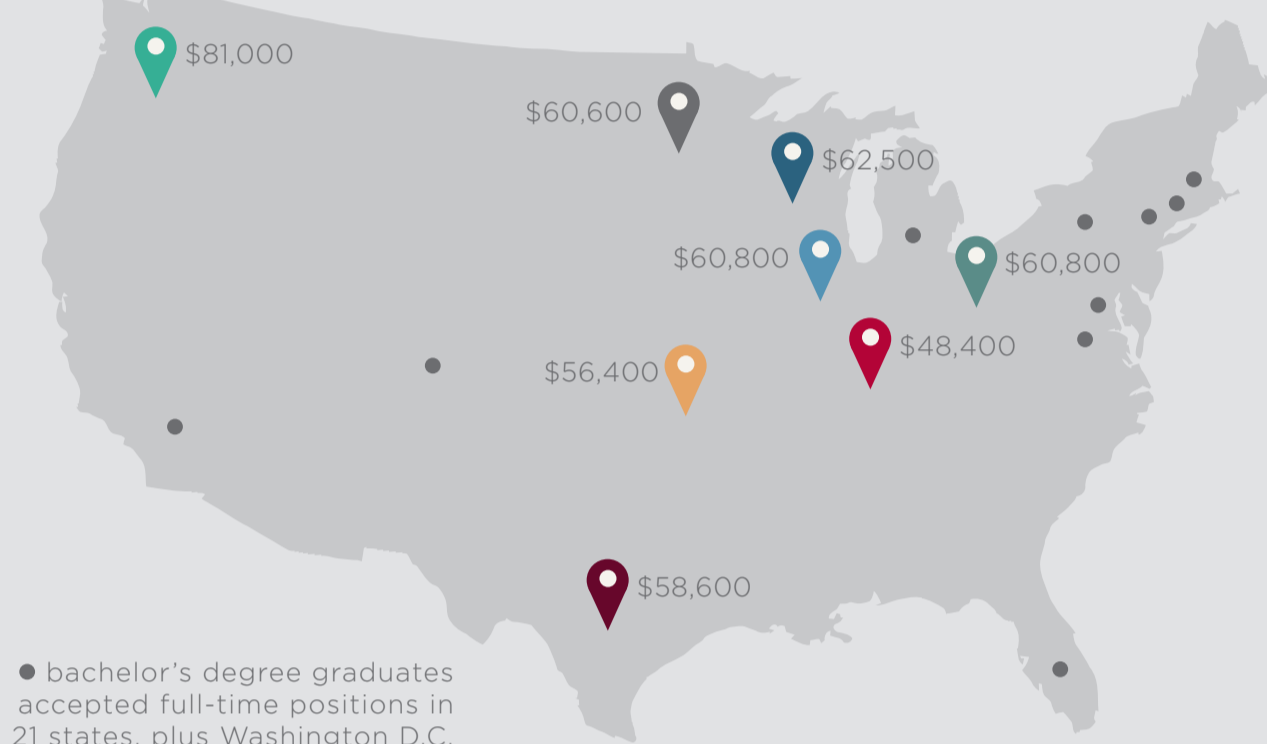
**\$4,800**

average signing bonus

\$8,000 for Computer Science Majors  
\$3,600 for Informatics Majors

based on 81 student-reported bonuses

### Average Salary By Location




• bachelor's degree graduates accepted full-time positions in 21 states, plus Washington D.C.

### Top Hiring Companies: Full-Time



### Most Common Destinations: Full-Time



## MASTER'S FULL-TIME SPOTLIGHT

The following reflects information on 121 master's degree graduates who were seeking employment or continuing education. 73% of graduates responded directly to the Hiring and Post-Graduation Plans Survey. Total knowledge rate is 90%.

**94%**

secured **employment** or continuing education within six months of graduation

88% accepted employment  
6% committed to further education

**\$75,200**

average starting salary

for Bioinformatics, Computer Science, Human-Computer Interaction Design, and Security Informatics master's degree graduates

based on 70 student-reported salaries

**\$6,000**

average signing bonus


signing bonuses ranged from \$700 - \$44,000

based on 43 student-reported bonuses

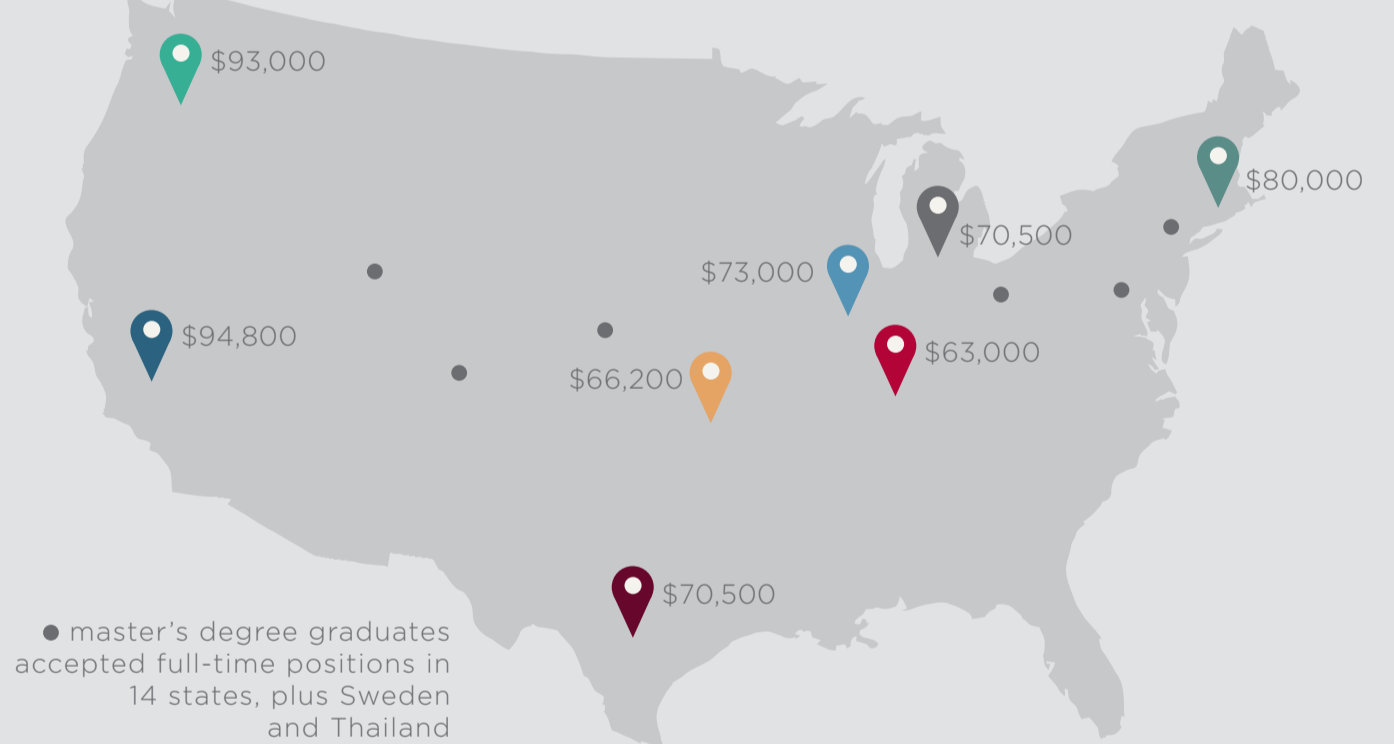
### Top Hiring Companies: Full-Time



### Most Common Destinations: Full-Time



### Average Salary By Location



• master's degree graduates accepted full-time positions in 14 states, plus Sweden and Thailand



## INTERNSHIPS SPOTLIGHT

The following reflects student-reported information from 112 undergraduate students and 57 master's degree and Ph.D. students who responded to the Internship Survey and completed a summer 2013 internship

**\$19**

average **hourly pay** for undergraduate interns

\$22 for Computer Science Majors  
\$18 for Informatics Majors  
based on 101 student-reported salaries

**58%**

of undergraduate interns had a portion of **housing costs** covered by their employers

of those, more than half had 100% of housing costs covered

**\$32**

average **hourly pay** for master's & Ph.D. interns

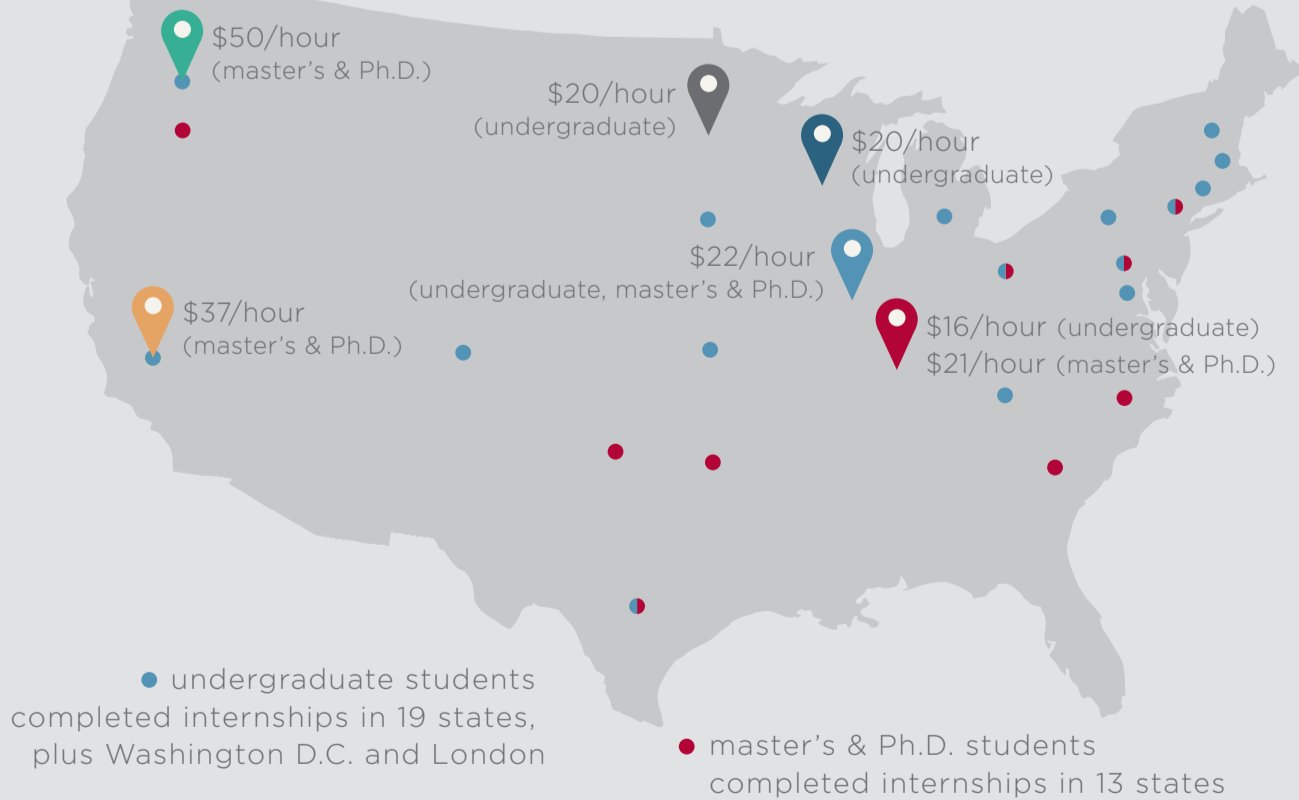
based on 52 student-reported salaries

**56%**

of master's & Ph.D. interns had a portion of **housing costs** covered by their employers

of those, more than half had 100% of housing costs covered

### Hourly Pay By Location



• undergraduate students completed internships in 19 states, plus Washington D.C. and London  
• master's & Ph.D. students completed internships in 13 states

### Top Hiring Companies: Undergraduate Interns



### Most Common Destinations: Undergraduate Interns



### Most Common Destinations: Master's & Ph.D. Interns



### Top Hiring Companies: Master's & Ph.D. Interns



### Notes

The Hiring and Post-Graduation Plans Survey and the Internship Survey are annually administered by the School of Informatics and Computing. In the months leading up to and following the end of the academic year, students are contacted by email and asked to complete the online survey(s) that applies to them. LinkedIn profiles of graduates were used to contribute to total knowledge rates.

Infographic designed by Malena Zook, 2013 Informatics graduate.

### Connect with the School of Informatics and Computing

- soic.indiana.edu
- youtube.com/iusoic
- facebook.com/iusoic
- pinterest.com/iusoic
- twitter.com/iusoic
- instagram.com/iusoic
- linkedin.com/groups/133911?gid=133911